



SmartSDR™ for Windows v1.1.3

Release Notes

February 18, 2014

SmartSDR for Windows v1.1.3 is a release intended for use with the FLEX-6500™, FLEX-6700R™ and FLEX-6700™ software defined radios.

Table of Contents

- SMARTSDR FOR WINDOWS v1.1.3 NEW FEATURES AND UPDATES** 2
 - Important Release Details* 2
 - Recommendations for Using SmartSDR Features* 2
 - Features, Enhancements and Corrected Defects* 3
 - Known Issues, Caveats and Limitations* 4
- SMARTSDR FOR WINDOWS INSTALLATION INFORMATION** 5
 - SmartSDR Software Installation Recommendations and Guidelines* 5
 - Minimum Windows and .NET Requirements* 5
- FLEX-6000 SOFTWARE UPDATE/MODIFICATION PROCEDURE** 6
 - Preparing for the FLEX-6000 Software Upgrade*..... 6
 - Upgrading the FLEX-6000 Software*..... 6
- SMARTSDR CAT UPGRADE PROCEDURE** 7
 - Uninstalling SmartSDR CAT* 7
 - Installing SmartSDR CAT*..... 8
- OBTAINING TECHNICAL SUPPORT**..... 11
- SMARTSDR DOCUMENTATION** 12
 - SmartSDR for Windows Software User’s Guide*..... 12
 - FLEX-6000 Signature Series Hardware Reference Manual* 12
 - FLEX-6000 Signature Series Quick Start Guide* 12
 - SmartSDR CAT User Guide* 12
- SMARTSDR TROUBLESHOOTING TIPS** 13
 - FLEX-6000 Does Not Show Up in the Radio Chooser* 13
 - RF Spectrum Not Displayed after Selecting a FLEX-6000* 15
- SMARTSDR™ FOR WINDOWS END USER LICENSE AGREEMENT** 16
- COPYRIGHTS AND TRADEMARKS** 24

IMPORTANT: Please read this document in its entirety before installing the new release of SmartSDR for Windows.

Details on the software changes in SmartSDR v1.1.3 are listed below along with installation instructions and guides to help with any problems encountered. As always, please share your feedback and experiences via the FlexRadio Community (community.flexradio.com).

SmartSDR for Windows v1.1.3 New Features and Updates

Please refer to the release specific information for SmartSDR v1.1.3 below for a detailed listing of enhancements, changes and defect corrections.

Important Release Details

- This release of SmartSDR contains a new version of SmartSDR CAT -- version is 1.2.4. If you have an older version of SmartSDR CAT installed, it is recommended that you update to the latest version following the CAT upgrade procedure.
- Please report any defects found in this software by submitting a support ticket report to: <http://helpdesk.flexradio.com>. This will help us properly track the issues and interact with you directly if further information for testing is needed. Thanks in advance!

Recommendations for Using SmartSDR Features

1. When setting up your microphone audio for optimal modulation *with Compression turned off*, adjust the input gain so that the peak hold indicator shown on the Level bar meter is peaking at or just at or above the 0 dB a majority of the time. Occasionally exceeding 0 dB is acceptable.
2. After setting the microphone input level as described, enabling the compressor will result in a higher peak level reading – do not change the mic gain to achieve a 0 dB reading on voice peaks with the compressor enabled.
3. When using a FlexControl with SmartSDR, plug the FlexControl into the PC running SmartSDR for Windows and not the USB port on the radio.

Features, Enhancements and Corrected Defects

All Features, Enhancements and Corrected Defects since v1.1.0:

SmartSDR for Windows:

- DE1715 Fixed DAXIQ enable buttons not being persisted
- DE1697 Fixed jerkiness in Flexcontrol and Filter adjustment
- DE1688 APF is now turned off when not in CW mode and is controlled per slice
- DE1678 Fixed frequency correction offset not being applied when the Antenna is changed
- DE1704 Fixed crash when RIT goes over 4400
- DE1708 Fixed Hardware ALC not working at or below -4 V or when the voltage remains constant
- US2117 Tune step and step size now implemented by mode
- DE1696 Fixed CW filter not being drawn correctly after restarting the radio
- US2119 Added ability to display callsign on the front of the radio
- DE1684 DAX IQ: Fixed center frequency changing when rearranging Panadapters. Autocenter capability added.
- US2122 DAX IQ: Will now mute when in transmit
- DE1715 DAX IQ: Fixed Panadapter channel persistence issues
- DE1714 DAX IQ: Fixed not being able to run multiple DAX IQ streams concurrently with DAX Audio stream(s)
- DE1712 DAX: Fixed issue where audio slices would not be disconnected or reconnected properly with two remote clients
- DE1712 DAX: Slice and frequency information is now cleared when the radio disconnects
- DE1582 DAX: Added check to prevent multiple running instances of DAX
- DE1694 CAT: Fixed several stability issues
- US2121 Added option to enable/disable weighted averaging
- DE1701 Fixed frequency input using commas in non-US localized versions of Windows
- DE1707 Fixed noise floor raising intermittently
- DE1659 Fixed issues with 2 meters

Known Issues, Caveats and Limitations

1. **It is highly recommended that the radio is cold rebooted by turning the radio off, removing power from the radio, and then turning the radio back on again after the software update is completed to ensure a complete upgrade.**
2. This release utilizes persistence. If you get into a case where the radio will not boot, reset the persistence database by holding the "OK" button on the front of the radio while powering the radio on.
3. The DAX Control Panel may lose its connection. If this happens, right click on the DAX Control Panel to stop the application and then restart DAX Control Panel. The DAX Control Panel executable can be found in C:\Program Files\FlexRadio Systems\SmartSDR v1.x.x\DAX\DAX.exe.
4. Absolute calibration on the Panadapter may be off by up to 3 dB. This will be improved in a future release.
5. The FlexControl supports the tuning of the Active Slice receiver (knob button) and controlling RIT (left button) and XIT (right button). A more complete interface is coming soon. US1959
6. In some situations the FlexControl will choose a COM port that has already been assigned by a virtual COM port or other device. It may be necessary to move the FlexControl to a different COM port and disconnect/reconnect the FlexControl to resolve this issue.
7. To use an external 10 MHz clock reference via the back panel input, it must be active when the radio is powered on for the radio to use it. US1960
8. When switching bands to 2m or 4m, it may be necessary to change the frequency of the transmit slice before transmit works properly. DE1419
9. There is a known issue where resizing the SmartSDR window can sometimes freeze SmartSDR and the mouse. This has also been reports of this happening on the startup of SmartSDR. To regain the control of the mouse, press CTRL+SHIFT+ESC or CTRL+ALT+DEL and close SmartSDR. DE1720
10. There is a known issue where SmartSDR is not always able to change to the 2m band if 2 Panadapters are open. This will be fixed in a future release. DE1735

SmartSDR for Windows Installation Information

SmartSDR Software Installation Recommendations and Guidelines

Please read all of the following guidelines and follow the recommendations to ensure a trouble free upgrade of your software defined radio to SmartSDR v1.1.3.

1. The minimum recommended CPU for SmartSDR v1.1.3 and greater is an Intel Core 2 Duo or an AMD Athlon 64 X2 and greater. Lesser processors may not perform adequately when displaying multiple or full screen spectrum displays.
2. The minimum version of Windows supported by SmartSDR v1.1.3 is Windows XP Service Pack 3 (SP3). The SmartSDR v1.1.3 Installer will automatically detect your current Windows version and will notify you if it does not meet the minimum operating system requirements. If your Windows XP PC has not been upgraded to SP3, you must do so before installing SmartSDR v1.1.3. See [Minimum Windows and .NET Requirements](#) below for obtaining the Windows XP SP3 software update.
3. SmartSDR™ for Windows is a WPF ([Windows Presentation Foundation](#)) application which utilizes a video card's graphics processing unit (GPU) for optimal performance rendering the spectrum displays. If your video card does not fully support hardware graphics acceleration or DirectX 9 and greater, then SmartSDR™ for Windows will revert to using the PC's CPU for rendering the displays. This will consume more CPU than running with a video card that has sufficient hardware accelerated graphics capabilities. A high-end "gaming" type video card is **not** required for running SmartSDR for Windows. Please see the HelpDesk article [What is important in choosing a Video Graphics Card?](#) for additional information on graphics card recommendations.
4. When SmartSDR for Windows is started for the first time (a cold start), there may be a slight delay of up to 15-30 seconds while the .NET framework performs a one-time installation. All subsequent restarts of SmartSDR for Windows should start up much faster after the initial cold start.

Minimum Windows and .NET Requirements

SmartSDR 1.1.3 is a Windows 64 and 32-bit .NET Framework application designed to operate on Windows XP SP3, Vista, Windows 7 and Windows 8. The .NET Framework 4.0 Client Profile is required.

If you need to install Service Pack 3 (SP3) for Windows XP, *install it before installing the .NET Framework 4.0 Client Profile*. The easiest method for obtaining it is to use the [Windows Update](#) service. An optional update method is to download the XP SP3 update software via the Internet directly from Microsoft using this web link: <http://www.microsoft.com/en-us/download/details.aspx?id=24>. Note this is a very large download (~316 MB) which may take over an hour to download using slower Internet connections.

If you need to install the .NET Framework 4.0 Client Profile, the SmartSDR 1.0.23 Installer will automatically install it from the [SmartSDR Installation CD](#) or attempt to download the necessary software from the Internet if the CD is not available. Alternately, you can download it directly from Microsoft using this web link before installing SmartSDR for Windows. <http://www.microsoft.com/en-us/download/details.aspx?id=17113>

FLEX-6000 Software Update/Modification Procedure

Preparing for the FLEX-6000 Software Upgrade

Before operating a new or different version of SmartSDR for Windows with your FLEX-6000, shut down any programs (clients) that can communicate with the radio. This includes SmartSDR CAT. To ensure that all client connections have been terminated, it is best to power cycle the radio first using the front panel power button.

When running SmartSDR for Windows a software version validation check occurs to ensure that any FLEX-6000 available for selection from the Radio Chooser is running the required software. If the FLEX-6000 is not running the required software, an upgrade (or downgrade if you are using a previous version) will be required. This is the case when running a new version of SmartSDR for Windows for the first time with your FLEX-6000 or running an older version of SmartSDR for Windows.

Upgrading the FLEX-6000 Software

If an available FLEX-6000 requires a software modification, an indication is shown in the Radio Chooser. The FLEX-6000 radio icon will display a yellow **Upgrade** "status dot" rather than the green **Available** status dot. After selecting a FLEX-6000 from the Radio Chooser that requires a software modification, the Update info screen is displayed on the right side of the Radio Chooser window. Click the yellow Update button to start the upgrade process. This may take several minutes to complete.

Do not close SmartSDR for Windows, disconnect the network connection or power off the FLEX-6000 during the software modification process. Leave the SmartSDR for Windows application running for status update messages. The "**Available**" status prompt will be shown after the software modification has successfully completed indicating the radio is ready to use.

Transferring the radio software from the client PC to the FLEX-6000 is the first step of the software modification process. This stage of the software modification process takes usually less than a minute and is indicated by the SmartSDR for Windows progress bar starting to move towards the right along with the FLEX-6000 console LED display showing "**Updating Software**" and the power button LED turning purple.

After the FLEX-6000 upgrade software package has been successfully transferred, the FLEX-6000 will reboot and may show several different status messages on the console LED, such as "**Calibrating**" and "**Updating Software**" during the software modification process. The radio may reboot several times depending on the software components being updated. During one stage of the software modification process, the chassis fans may momentarily operate at full speed. Do not be alarmed, as this behavior is normal.

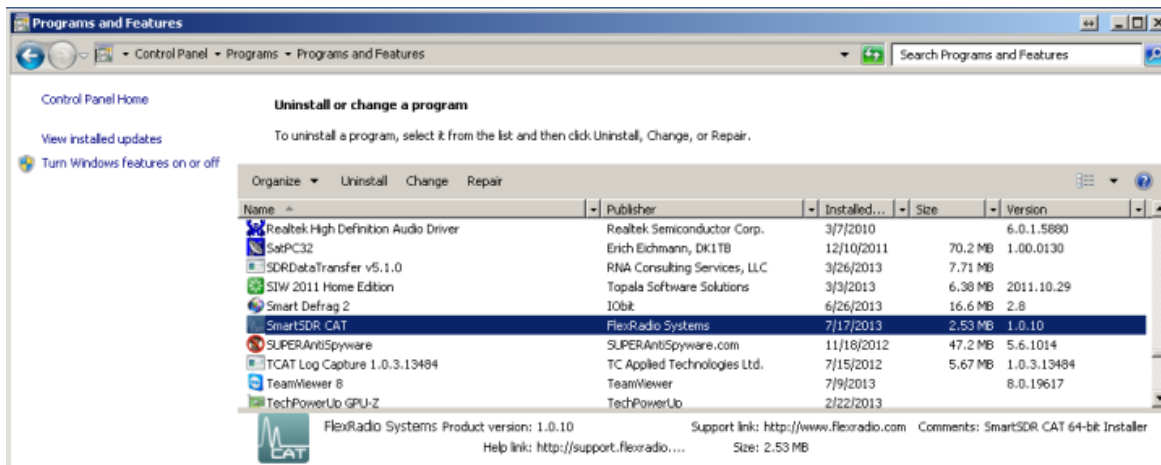
When the software modification process is complete, the FLEX-6000 console display will show the model number of your radio. At this time you should see the FLEX-6000 show up in the SmartSDR for Windows radio chooser window with the green "**Available**" status dot. Double click on the FLEX-6000 icon to begin using the radio.

SmartSDR CAT Upgrade Procedure

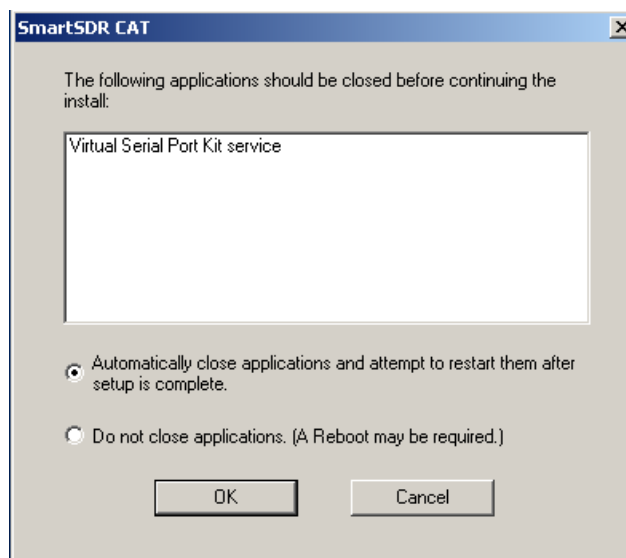
SmartSDR CAT is not automatically installed with SmartSDR for Windows because it must be manually uninstalled and your PC rebooted before installing a new version.

Uninstalling SmartSDR CAT

1. Close the **SmartSDR CAT** application and any programs that connect to the FLEX-6000 via CAT including DDUtil.
2. Open the **Windows Control Panel** and select **Uninstall a Program**
3. Look for the **SmartSDR CAT**, **CAT_32** or **CAT_64** program entries and right click on it to display the Uninstall menu



4. Left click on the Uninstall option.
5. Answer **Yes** to the prompt *"Are you sure you want to uninstall SmartSDR CAT"*
6. SmartSDR CAT will begin to uninstall.
7. If you receive a prompt to *"Automatically close applications and attempt to restart them after setup is complete"*, click on **OK** to continue. See image below.

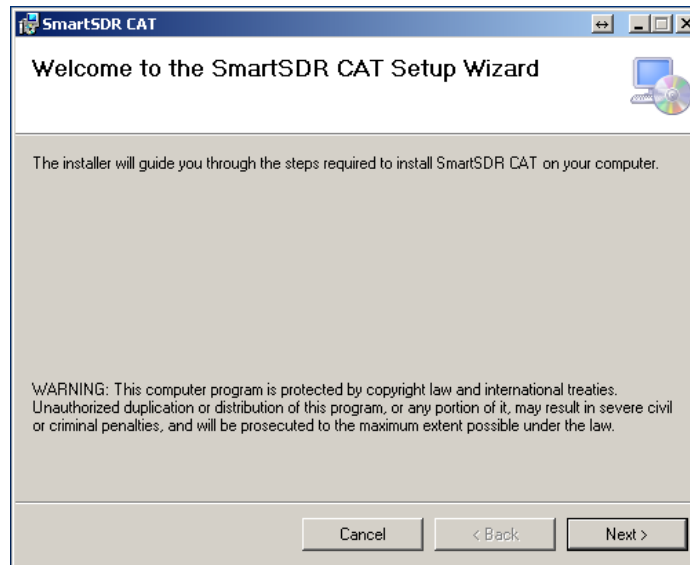


8. After SmartSDR CAT has finished uninstalling, reboot your PC.

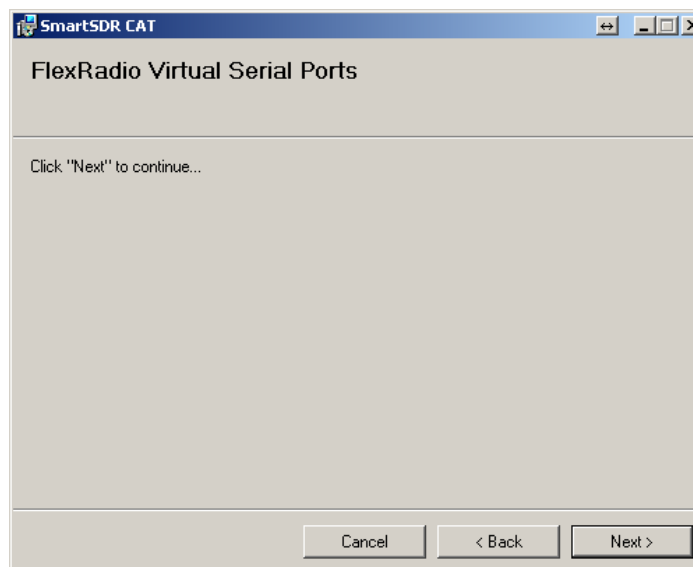
Installing SmartSDR CAT

The **SmartSDR CAT setup** file is copied to your PC for installation after SmartSDR for Windows has been installed. It can be found in the **FlexRadio Systems -> SmartSDR v1.1.3 program folder** that is accessible via the Windows Start button.

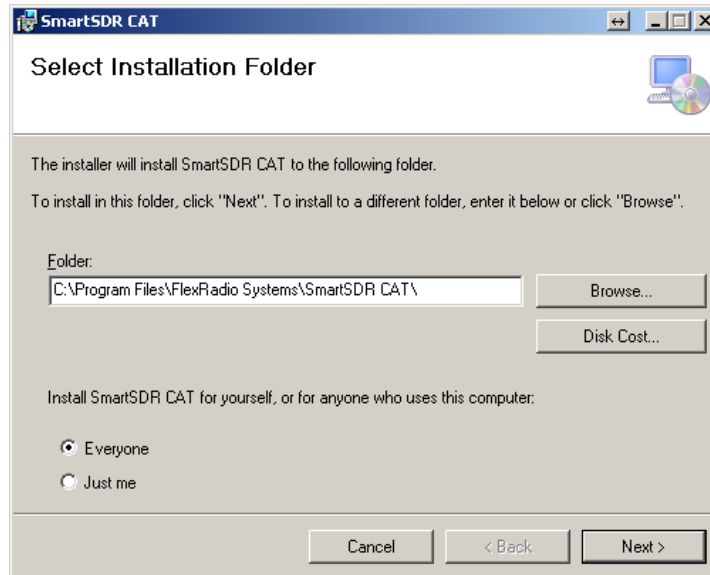
1. Click on SmartSDR CAT to start the installation. The **Welcome to SmartSDR CAT Setup Wizard** screen is displayed. Click on the **Next** button to continue.



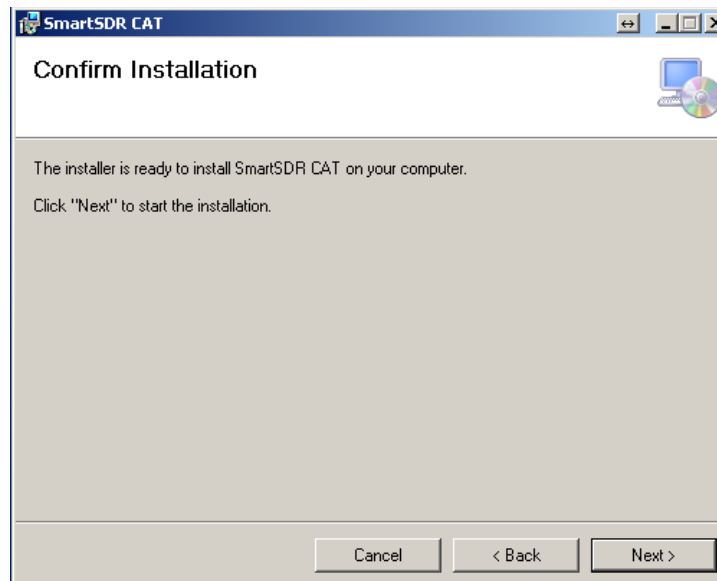
2. The **FlexRadio Virtual Serial Ports** screen is displayed. Click on the **Next** button to continue.



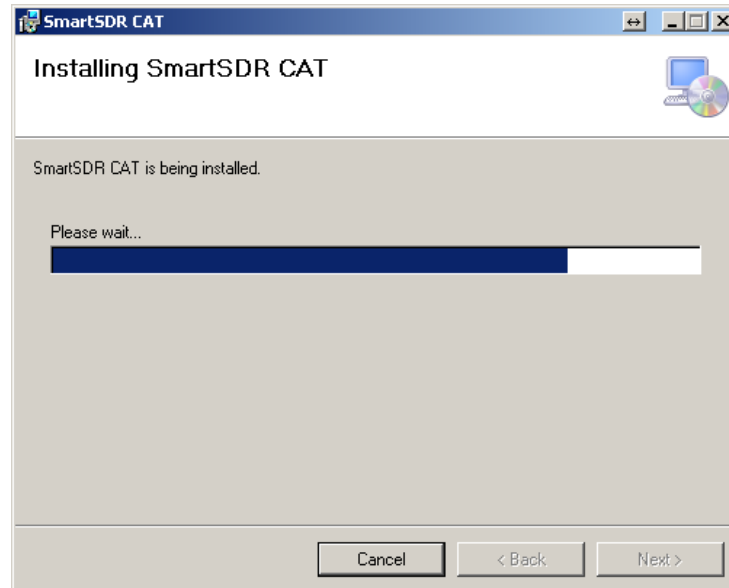
3. The **Select Installation Folder** screen is displayed. Choose the folder location for the SmartSDR CAT application. The default location is recommended. Click on the **Next** button to continue.



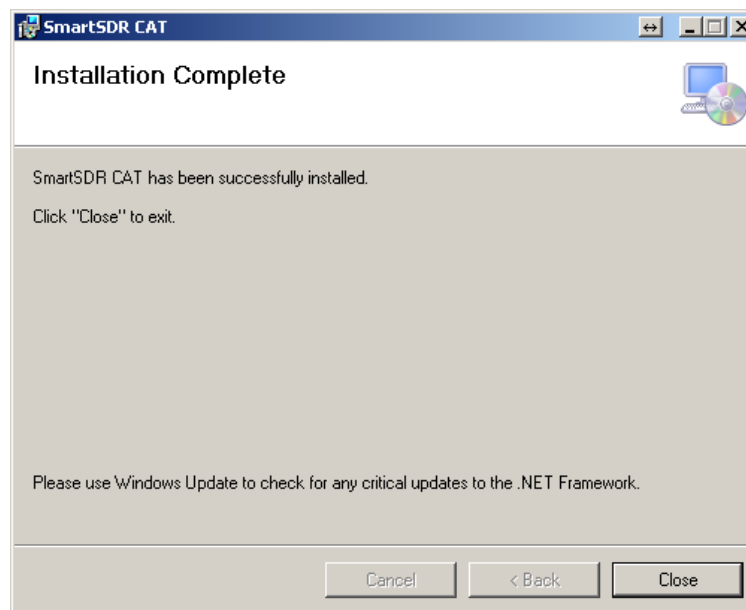
4. The **Confirm Installation** screen is displayed. Click on the **Next** button to continue.



5. The **Installing SmartSDR CAT** screen is displayed. A progress bar is displayed to visually indicate the percent of completion.



6. The **Installation Complete** screen is displayed once SmartSDR CAT has been successfully installed. Click on the **Close** button to exit the SmartSDR CAT setup program.



Refer to the SmartSDR CAT user Guide for a detailed explanation how to interface third-party CAT enabled application to a FLEX-6000 Signature Series SDR.

Obtaining Technical Support

If you encounter any issues installing or operating SmartSDR v1.1.3 with FlexRadio Systems' Signature Series software defined radios, please use our on-line Support Community (<http://community.flexradio.com>) for authoritative information about SmartSDR and the FLEX-6000. If you are unable to find an answer to your issue on the Support Community, contact FlexRadio Systems technical support by opening a HelpDesk ticket on-line at <http://helpdesk.flexradio.com> or by phone at +1 (512) 535-4713 extension #2. Please leave a voice mail message if you don't get an answer as all of our engineers are probably busy on existing calls.

Hours of Operation: Our Technical Support engineers are available Monday – Friday from 9:00am-5:30pm Central Time. If you call after business hours, on a holiday or weekend, please leave a detailed message and we will return your call during regular business hours in the order it was received.

You may always post a question or report a problem on the Support Community or submit a HelpDesk support ticket at any time.

If you need assistance using the Support Community, please refer to the community topic "[How to use the FlexRadio Systems Support Community](#)".

If you need assistance opening a HelpDesk ticket, please refer to the [HelpDesk Assistance Center](#) home page for step-by-step instructions.

SmartSDR Documentation

A detailed and cumulative **changelog.txt** file along with other ancillary documentation can be found in the Documentation folder under the FlexRadio Systems Windows Start menu for SmartSDR v1.1.3

SmartSDR for Windows Software User's Guide

The most current SmartSDR for Windows Software User's Guide is available for download from the FlexRadio Systems web site using this direct URL: <http://support.flexradio.com/Downloads.aspx?id=427>

FLEX-6000 Signature Series Hardware Reference Manual

The most current FLEX-6000 Signature Series Hardware Reference Manual is available for download from the FlexRadio Systems web site using this direct URL:
<http://support.flexradio.com/Downloads.aspx?id=426>

FLEX-6000 Signature Series Quick Start Guide

The most current FLEX-6000 Signature Series SDR Quick Start Guide (QSG) in PDF format is available for download from the FlexRadio Systems web site using this direct URL:
<http://support.flex-radio.com/Downloads.aspx?id=420>.

SmartSDR CAT User Guide

The most current SmartSDR CAT User Guide is available for download from the FlexRadio Systems web site using this direct URL:
<http://support.flex-radio.com/Downloads.aspx?id=424>

SmartSDR Troubleshooting Tips

In the event that you encounter problems running SmartSDR for Windows, please use the following troubleshooting tips

FLEX-6000 Does Not Show Up in the Radio Chooser

If the FLEX-6000 does not show up in the Radio Chooser, the most probable fault is network related. There are several network components that can be at fault.

Physical Layer Issues

After connecting your FLEX-6000 to either a network router, an Ethernet switch or directly connected to your PC, check to make sure the FLEX-6000 is properly connected at the network physical layer.

Looking at the back of the FLEX-6000 at the Ethernet connection, below the connector on the left is the link state LED. It should be illuminated Yellow when the radio is powered on. If not, you do not have a physical layer connection and you should check or try the following:

- Make sure the Ethernet cable is plugged all the way in on both ends. A click should be heard when it is seated completely.
- Make sure the network router, PC or Ethernet switch is powered on before powering up the FLEX-6000.
- Most network routers and Ethernet switches will have their own link state LEDs associated with the port the FLEX-6000 is connected. Check to make sure the link state LED for the port connected to the FLEX-6000 is illuminated. If the port connected to the FLEX-6000 is blinking at a steady rate, this can indicate that the port is partitioned. Please refer to your network hardware manual for additional information
- Power cycle the FLEX-6000 to re-initialize the Ethernet port.

Firewalls Preventing Network Access from the FLEX-6000

The FLEX-6000 broadcasts a network discovery packet (message) that is received by SmartSDR for Windows. SmartSDR for Windows uses this information to populate the Radio Chooser. Therefore if the FLEX-6000 is not displayed in the Radio Chooser or after connecting to a FLEX-6000 there is no spectrum displayed, one reason may be that a firewall on your PC (software firewall) is preventing access. The SmartSDR for Windows Installer automatically modifies the Windows firewall to allow the FLEX-6000 discovery packet and other network traffic to pass properly, but if a third-party network security suite or virus protection package that has been installed; their firewall will most likely block access from the FLEX-6000. You may not even be aware that secondary PC level firewalls are installed on your PC, so if you experience connectivity problems, this is the first thing that needs checking.

Additionally you may have a firewall running on a network router, which is referred to as a “hardware” firewall. It too can be improperly configured that will prevent network access between the FLEX-6000 and SmartSDR for Windows.

In these cases, the action to resolve this condition is to modify the third-party firewall software to allow access from any host on your local network to SmartSDR for Windows by allowing all TCP and UDP port access to SmartSDR for Windows.

If the installed third-party software firewall is redundant, it may be disabled *at your discretion*. Please contact your firewall vendor for information regarding disabling or modifying the firewall for FLEX-6000 access. Below are a few of the more popular third-party firewall products.

Third-party Software Firewalls

- ESET Smart Security (www.eset.com/SmartSecurity)
- Norton 360 (<http://us.norton.com/360/>)
- Comodo Firewall Pro (<http://personalfirewall.comodo.com/>)
- ZoneAlarm Free Firewall (<http://www.zonealarm.com/>)
- Ashampoo (<https://www.ashampoo.com/en/usd>)
- Agnitum (<http://www.agnitum.com/>)
- TinyWall (<http://tinywall.pados.hu/>)
- Online Armor Free (<http://www.online-armor.com/products-online-armor-free.php>)
- OutpostFree Security Suite (<http://free.agnitum.com/>)
- Private Firewall (http://www.privacyware.com/personal_firewall.html)
- AVS Firewall (<http://www.avs4you.com/AVS-Firewall.aspx>)

MAC Address Filtering

Some hardware firewall / router / Wireless access point products have a feature that restricts access to the network based on the connected device's media access control (MAC) address. If this feature has been enabled, failure to add the FLEX-6000 to the permitted MAC address access control list will prevent the FLEX-6000 from showing up in the SmartSDR for Windows Radio Chooser control panel.

The MAC address of the FLEX-6000 can be determined from the Firewall's device list.

For hardware based firewalls, resetting it to factory defaults will usually resolve the misconfiguration that is preventing network access between the FLEX-6000 and SmartSDR for Windows.

RF Spectrum Not Displayed after Selecting a FLEX-6000

After a FLEX-6000 has been selected, a default panadapter is displayed showing active RF spectrum. If no spectrum is displayed, there are several possibilities that could be causing the failure.

Low bandwidth connection between the FLEX-6000 and the PC running SmartSDR for Windows – If the PC running SmartSDR for Windows is connected to the FLEX-6000 via a wireless network connection, there is a possibility that a combination of low data streaming throughput and packet loss can result in a spectrum display that momentarily freezes or will not be displayed at all. If you experience this behavior, connect the FLEX-6000 directly to the PC via the Ethernet cable and reboot the radio when the PC is powered on. If the direct connect method resolves the problem, then the wireless network is not sufficient for connecting to the FLEX-6000.

Panadapter resource not available – If a panadapter resource is not available in the radio, it is possible that the resource has been orphaned by an abnormal close of SmartSDR for Windows. In this case, power cycling the radio will free the locked panadapter resource.

Use of an Intel HD 4600 Embedded Graphics adapter – There are verified problems with the new Intel HD 4600 graphics chipset that results in no spectrum display. The HD 4600 Graphics adapter is found in Intel Haswell-based CPU systems that incorporates the Z87 chipset. Updating your PC's graphics driver and/or BIOS to the latest version has helped in some situations. The only other resolution at this time is to add a third-party graphics adapter to the PC.

SmartSDR™ for Windows End User License Agreement

SmartSDR™ for Windows End User License Agreement

Revised: September 30, 2013

This copy of SmartSDR for Windows ("the Software Product") and accompanying documentation is licensed and not sold. The Software Product is protected by copyright laws and treaties, as well as laws and treaties related to other forms of intellectual property. Bronze Bear Communications, Inc. or its subsidiaries, affiliates, and suppliers (collectively "FlexRadio Systems") own intellectual property rights in the Software Product. The Licensee's ("you" or "your") license to download, use, copy, or change the Software Product is subject to these rights and to all the terms and conditions of this End User License Agreement ("Agreement").

Acceptance

YOU ACCEPT AND AGREE TO BE BOUND BY THE TERMS OF THIS AGREEMENT BY SELECTING THE "ACCEPT" OPTION AND INSTALLING THE SOFTWARE PRODUCT OR BY DOWNLOADING, USING, OR COPYING THE SOFTWARE PRODUCT. YOU MUST AGREE TO ALL OF THE TERMS OF THIS AGREEMENT BEFORE YOU WILL BE ALLOWED TO INSTALL THE SOFTWARE PRODUCT. IF YOU DO NOT AGREE TO ALL OF THE TERMS OF THIS AGREEMENT, YOU MUST NOT INSTALL, USE, OR COPY THE SOFTWARE PRODUCT.

License Grant

FlexRadio Systems grants to you, and you accept, a limited, non-exclusive and revocable license to use the Software Product, in machine-readable, object code form only. You shall only use the Software Product only as authorized in this Agreement. This Agreement does not convey to you any ownership rights or any other interest in the Software Product. This Agreement entitles you to install the Software Product on any number of computers for exclusive use with FlexRadio Systems' software defined radios ("SDRs"). In addition, you may make archival copies of the Software Product. The archival copies may be on a storage medium other than a hard drive, and may only be used for the reinstallation of the Software Product. This Agreement permits the installation or use of multiple copies of the Software Product, and the installation of the Software Product on more than one computer at any given time, on a system that allows shared use of applications, on a multi-user network, and on any configuration or system of computers that allows multiple users.

Term

This Agreement will become effective on the date you acquire the Software Product and will remain in force until terminated. You may terminate the license, at any time, by removing the Software Product from all of your computers and destroying the original Software Product. This License will automatically terminate if you breach any of the terms or conditions set out in this Agreement. Upon termination of this Agreement for any reason, you shall immediately cease all use of the Software product, remove the Software Product from all of your computers, and either destroy the original Software Product and all copies of the Software or return the Software to FlexRadio Systems at your own cost.

Right to Install

You shall install the Software Product ONLY on computers that you own or on a computer which you have been given explicit verbal or written permission to install from the computer owner.

Restrictions on Transfer

Without first obtaining the express written consent of FlexRadio Systems, you may not assign your rights and obligations under this Agreement, or redistribute, encumber, sell, rent, lease, sublicense, or otherwise transfer your rights to the Software Product.

Restrictions on Use

You may not decompile, "reverse-engineer", disassemble, or otherwise attempt to derive the intellectual property or source code for the Software Product. The Software Product may only be used with unmodified FlexRadio Systems' software defined radio (SDR) hardware. Use the Software Product with any other hardware or in conjunction with any other non-FlexRadio Systems software product that interfaces, communicates or emulates FlexRadio Systems' SDR hardware constitutes a breach of the Agreement.

Restrictions on Alteration

You may not modify the Software Product or create any derivative work of the Software Product or its accompanying documentation. Derivative works include but are not limited to translations. You may not alter any files or libraries in any portion of the Software Product.

Limited Software Product Warranty

For a period of thirty (30) days from the date of shipment or from the date that you download the Software Product, as applicable, FlexRadio Systems warrants that when properly installed and used under normal conditions, the Software Product will perform substantially as advertised.

Limited Storage Medium Warranty

For a period of ninety (90) days from the date of shipment or from the date that you download the Software Product, as applicable, FlexRadio Systems warrants that when properly installed and used under normal conditions, the storage medium on which the Software Product is shipped will be free of material defects in material and workmanship.

Disclaimer of Warranties and Limitation of Liability

UNLESS OTHERWISE EXPLICITLY AGREED TO IN WRITING BY FLEXRADIO SYSTEMS, FLEXRADIO SYSTEMS MAKES NO OTHER WARRANTIES, EXPRESS OR IMPLIED, IN FACT OR IN LAW, INCLUDING, BUT NOT LIMITED TO, ANY IMPLIED WARRANTIES OF MERCHANTABILITY OR FITNESS FOR A PARTICULAR PURPOSE OTHER THAN AS SET FORTH IN THIS AGREEMENT OR IN THE LIMITED WARRANTY DOCUMENTS PROVIDED WITH THE SOFTWARE PRODUCT.

FlexRadio Systems makes no warranty that the Software Product will meet your requirements or operate under your specific conditions of use. FlexRadio Systems makes no warranty that operation of the Software Product will be secure, error free, or free from interruption. YOU MUST DETERMINE WHETHER THE SOFTWARE PRODUCT SUFFICIENTLY MEETS YOUR REQUIREMENTS FOR SECURITY AND UNINTERRUPTABILITY. YOU BEAR SOLE RESPONSIBILITY AND ALL LIABILITY FOR ANY LOSS INCURRED DUE TO FAILURE OF THE SOFTWARE PRODUCT TO MEET YOUR REQUIREMENTS. FLEXRADIO SYSTEMS WILL NOT, UNDER ANY CIRCUMSTANCES, BE RESPONSIBLE OR LIABLE FOR THE LOSS OF DATA ON ANY COMPUTER, CONNECTED HARDWARE OR INFORMATION STORAGE DEVICE.

UNDER NO CIRCUMSTANCES SHALL FLEXRADIO SYSTEMS, ITS DIRECTORS, OFFICERS, EMPLOYEES OR AGENTS BE LIABLE TO YOU OR ANY OTHER PARTY FOR INDIRECT, CONSEQUENTIAL, SPECIAL, INCIDENTAL, PUNITIVE, OR EXEMPLARY DAMAGES OF ANY KIND (INCLUDING LOST REVENUES OR PROFITS OR LOSS OF BUSINESS) RESULTING FROM THIS AGREEMENT, OR FROM THE FURNISHING, PERFORMANCE, INSTALLATION, SUPPORT OR USE OF THE SOFTWARE PRODUCT, WHETHER DUE TO A BREACH OF CONTRACT, BREACH OF WARRANTY, OR THE NEGLIGENCE OF FLEXRADIO SYSTEMS OR ANY OTHER PARTY, EVEN IF FLEXRADIO SYSTEMS IS ADVISED BEFOREHAND OF THE POSSIBILITY OF SUCH DAMAGES. TO THE EXTENT THAT THE APPLICABLE JURISDICTION LIMITS FLEXRADIO SYSTEMS'S ABILITY TO DISCLAIM ANY IMPLIED WARRANTIES, THIS DISCLAIMER SHALL BE EFFECTIVE TO THE MAXIMUM EXTENT PERMITTED.

Limitation of Remedies and Damages

Your remedy for a breach of this Agreement or of any warranty included in this Agreement is the correction or replacement of the Software Product. Selection of whether to correct or replace shall be solely at the discretion of FlexRadio Systems. FlexRadio Systems reserves the right to substitute a functionally equivalent copy of the Software Product as a replacement. If FlexRadio Systems is unable to provide a replacement or substitute Software Product or corrections to the Software Product, your sole alternate remedy shall be a refund of the purchase price for the Software Product exclusive of any costs for shipping and handling.

Any claim must be made within the applicable warranty period. All warranties cover only defects arising under normal use and do not include malfunctions or failure resulting from misuse, abuse, neglect, alteration, problems with electrical power, acts of nature, unusual temperatures or humidity, improper installation, or damage determined by FlexRadio Systems to have been caused by you. All limited warranties on the Software Product are granted only to you and are non-transferable. You agree to indemnify and hold FlexRadio Systems harmless from all claims, judgments, liabilities, expenses, or costs arising from your breach of this Agreement and/or acts or omissions.

Governing Law, Jurisdiction and Costs

This Agreement is governed by the laws of Texas, without regard to Texas's conflict or choice of law provisions. This Agreement shall not be governed by the United Nations Convention on Contracts for the International Sale of Goods, the application of which is expressly excluded. Any civil action or legal proceeding arising out of or relating to this Agreement shall be brought in the courts of record of the State of Texas in Travis County or the United States District Court, Western District of Texas, Austin Division. You and FlexRadio Systems consent to the jurisdiction of such court in any such civil action or legal proceeding and waive any objection to the laying of venue of any such civil action or legal proceeding in such court.

Severability

If any provision of this Agreement shall be held to be invalid or unenforceable by a court of competent jurisdiction, the remainder of this Agreement shall remain in full force and effect. To the extent any express or implied restrictions are not permitted by applicable laws, these express or implied restrictions shall remain in force and effect to the maximum extent permitted by such applicable laws.

Complete Agreement

This Agreement constitutes the entire agreement between you and FlexRadio Systems with respect to the use of the Software Product licensed hereunder and supersedes all prior or contemporaneous understandings regarding such subject matter. No amendment to or modification of this Agreement will be binding unless in writing and signed by FlexRadio Systems. Any translation of this Agreement is done for local requirements and in the event of a dispute between the English and any non-English versions, the English version of this Agreement shall govern.

Portions of the software contained within the FLEX-6000 Signature Series transceiver are covered under the GNU General Public License (GPL).

GNU GENERAL PUBLIC LICENSE

Version 2, June 1991

Copyright (C) 1989, 1991 Free Software Foundation, Inc.

51 Franklin Street, Fifth Floor, Boston, MA 02110-1301, USA

Everyone is permitted to copy and distribute verbatim copies of this license document, but changing it is not allowed.

Preamble

The licenses for most software are designed to take away your freedom to share and change it. By contrast, the GNU General Public License is intended to guarantee your freedom to share and change free software--to make sure the software is free for all its users. This General Public License applies to most of the Free Software Foundation's software and to any other program whose authors commit to using it. (Some other Free Software Foundation software is covered by the GNU Lesser General Public License instead.) You can apply it to your programs, too.

When we speak of free software, we are referring to freedom, not price. Our General Public Licenses are designed to make sure that you have the freedom to distribute copies of free software (and charge for this service if you wish), that you receive source code or can get it if you want it, that you can change the software or use pieces of it in new free programs; and that you know you can do these things.

To protect your rights, we need to make restrictions that forbid anyone to deny you these rights or to ask you to surrender the rights. These restrictions translate to certain responsibilities for you if you distribute copies of the software, or if you modify it.

For example, if you distribute copies of such a program, whether gratis or for a fee, you must give the recipients all the rights that you have. You must make sure that they, too, receive or can get the source code. And you must show them these terms so they know their rights.

We protect your rights with two steps: (1) copyright the software, and (2) offer you this license which gives you legal permission to copy, distribute and/or modify the software.

Also, for each author's protection and ours, we want to make certain that everyone understands that there is no warranty for this free software. If the software is modified by someone else and passed on, we want its recipients to know that what they have is not the original, so that any problems introduced by others will not reflect on the original authors' reputations.

Finally, any free program is threatened constantly by software patents. We wish to avoid the danger that redistributors of a free program will individually obtain patent licenses, in effect making the program proprietary. To prevent this, we have made it clear that any patent must be licensed for everyone's free use or not licensed at all.

The precise terms and conditions for copying, distribution and modification follow.

TERMS AND CONDITIONS FOR COPYING, DISTRIBUTION AND MODIFICATION

0. This License applies to any program or other work which contains a notice placed by the copyright holder saying it may be distributed under the terms of this General Public License. The "Program", below, refers to any such program or work, and a "work based on the Program" means either the Program or any derivative work under copyright law: that is to say, a work containing the Program or a portion of it, either verbatim or with modifications and/or translated into another language. (Hereinafter, translation is included without limitation in the term "modification".) Each licensee is addressed as "you". Activities other than copying, distribution and modification are not covered by this License; they are outside its scope. The act of running the Program is not restricted, and the output from the Program is covered only if its contents constitute a work based on the Program (independent of having been made by running the Program). Whether that is true depends on what the Program does.

1. You may copy and distribute verbatim copies of the Program's source code as you receive it, in any medium, provided that you conspicuously and appropriately publish on each copy an appropriate copyright notice and disclaimer of warranty; keep intact all the notices that refer to this License and to the absence of any warranty; and give any other recipients of the Program a copy of this License along with the Program.

You may charge a fee for the physical act of transferring a copy, and you may at your option offer warranty protection in exchange for a fee.

2. You may modify your copy or copies of the Program or any portion of it, thus forming a work based on the Program, and copy and distribute such modifications or work under the terms of Section 1 above, provided that you also meet all of these conditions:

a) You must cause the modified files to carry prominent notices stating that you changed the files and the date of any change.

b) You must cause any work that you distribute or publish, that in whole or in part contains or is derived from the Program or any part thereof, to be licensed as a whole at no charge to all third parties under the terms of this License.

c) If the modified program normally reads commands interactively when run, you must cause it, when started running for such interactive use in the most ordinary way, to print or display an announcement including an appropriate copyright notice and a notice that there is no warranty (or else, saying that you provide a warranty) and that users may redistribute the program under these conditions, and telling the user how to view a copy of this License. (Exception: if the Program itself is interactive but does not normally print such an announcement, your work based on the Program is not required to print an announcement.)

These requirements apply to the modified work as a whole. If identifiable sections of that work are not derived from the Program, and can be reasonably considered independent and separate works in themselves, then this License, and its terms, do not apply to those sections when you distribute them as separate works. But when you distribute the same sections as part of a whole which is a work based on the Program, the distribution of the whole must be on the terms of this License, whose permissions for other licensees extend to the entire whole, and thus to each and every part regardless of who wrote it.

Thus, it is not the intent of this section to claim rights or contest your rights to work written entirely by you; rather, the intent is to exercise the right to control the distribution of derivative or collective works based on the Program.

In addition, mere aggregation of another work not based on the Program with the Program (or with a work based on the Program) on a volume of a storage or distribution medium does not bring the other work under the scope of this License.

3. You may copy and distribute the Program (or a work based on it, under Section 2) in object code or executable form under the terms of Sections 1 and 2 above provided that you also do one of the following:

- a)** Accompany it with the complete corresponding machine-readable source code, which must be distributed under the terms of Sections 1 and 2 above on a medium customarily used for software interchange; or,
- b)** Accompany it with a written offer, valid for at least three years, to give any third party, for a charge no more than your cost of physically performing source distribution, a complete machine-readable copy of the corresponding source code, to be distributed under the terms of Sections 1 and 2 above on a medium customarily used for software interchange; or,
- c)** Accompany it with the information you received as to the offer to distribute corresponding source code. (This alternative is allowed only for noncommercial distribution and only if you received the program in object code or executable form with such an offer, in accord with Subsection b above.)

The source code for a work means the preferred form of the work for making modifications to it. For an executable work, complete source code means all the source code for all modules it contains, plus any associated interface definition files, plus the scripts used to control compilation and installation of the executable. However, as a special exception, the source code distributed need not include anything that is normally distributed (in either source or binary form) with the major components (compiler, kernel, and so on) of the operating system on which the executable runs, unless that component itself accompanies the executable.

If distribution of executable or object code is made by offering access to copy from a designated place, then offering equivalent access to copy the source code from the same place counts as distribution of the source code, even though third parties are not compelled to copy the source along with the object code.

4. You may not copy, modify, sublicense, or distribute the Program except as expressly provided under this License. Any attempt otherwise to copy, modify, sublicense or distribute the Program is void, and will automatically terminate your rights under this License. However, parties who have received copies, or rights, from you under this License will not have their licenses terminated so long as such parties remain in full compliance.

5. You are not required to accept this License, since you have not signed it. However, nothing else grants you permission to modify or distribute the Program or its derivative works. These actions are prohibited by law if you do not accept this License. Therefore, by modifying or distributing the Program (or any work based on the Program), you indicate your acceptance of this License to do so, and all its terms and conditions for copying, distributing or modifying the Program or works based on it.

6. Each time you redistribute the Program (or any work based on the Program), the recipient automatically receives a license from the original licensor to copy, distribute or modify the Program subject to these terms and conditions. You may not impose any further restrictions on the recipients' exercise of the rights granted herein. You are not responsible for enforcing compliance by third parties to this License.

7. If, as a consequence of a court judgment or allegation of patent infringement or for any other reason (not limited to patent issues), conditions are imposed on you (whether by court order, agreement or otherwise) that contradict the conditions of this License, they do not excuse you from the conditions of this License. If you cannot distribute so as to satisfy simultaneously your obligations under this License and any other pertinent obligations, then as a consequence you may not distribute the Program at all. For example, if a patent license would not permit royalty-free redistribution of the Program by all those who receive copies directly or indirectly through you, then the only way you could satisfy both it and this License would be to refrain entirely from distribution of the Program.

If any portion of this section is held invalid or unenforceable under any particular circumstance, the balance of the section is intended to apply and the section as a whole is intended to apply in other circumstances.

It is not the purpose of this section to induce you to infringe any patents or other property right claims or to contest validity of any such claims; this section has the sole purpose of protecting the integrity of the free software distribution system, which is implemented by public license practices. Many people have made generous contributions to the wide range of software distributed through that system in reliance on consistent application of that system; it is up to the author/donor to decide if he or she is willing to distribute software through any other system and a licensee cannot impose that choice.

This section is intended to make thoroughly clear what is believed to be a consequence of the rest of this License.

8. If the distribution and/or use of the Program is restricted in certain countries either by patents or by copyrighted interfaces, the original copyright holder who places the Program under this License may add an explicit geographical distribution limitation excluding those countries, so that distribution is permitted only in or among countries not thus excluded. In such case, this License incorporates the limitation as if written in the body of this License.

9. The Free Software Foundation may publish revised and/or new versions of the General Public License from time to time. Such new versions will be similar in spirit to the present version, but may differ in detail to address new problems or concerns.

Each version is given a distinguishing version number. If the Program specifies a version number of this License which applies to it and "any later version", you have the option of following the terms and conditions either of that version or of any later version published by the Free Software Foundation. If the Program does not specify a version number of this License, you may choose any version ever published by the Free Software Foundation.

10. If you wish to incorporate parts of the Program into other free programs whose distribution conditions are different, write to the author to ask for permission. For software which is copyrighted by the Free Software Foundation, write to the Free Software Foundation; we sometimes make exceptions for this. Our decision will be guided by the two goals of preserving the free status of all derivatives of our free software and of promoting the sharing and reuse of software generally.

NO WARRANTY

11. BECAUSE THE PROGRAM IS LICENSED FREE OF CHARGE, THERE IS NO WARRANTY FOR THE PROGRAM, TO THE EXTENT PERMITTED BY APPLICABLE LAW. EXCEPT WHEN OTHERWISE STATED IN WRITING THE COPYRIGHT HOLDERS AND/OR OTHER PARTIES PROVIDE THE PROGRAM "AS IS" WITHOUT WARRANTY OF ANY KIND, EITHER EXPRESSED OR IMPLIED, INCLUDING, BUT NOT LIMITED TO, THE IMPLIED WARRANTIES OF MERCHANTABILITY AND FITNESS FOR A PARTICULAR PURPOSE. THE ENTIRE RISK AS TO THE QUALITY AND PERFORMANCE OF THE PROGRAM IS WITH YOU. SHOULD THE PROGRAM PROVE DEFECTIVE, YOU ASSUME THE COST OF ALL NECESSARY SERVICING, REPAIR OR CORRECTION.

12. IN NO EVENT UNLESS REQUIRED BY APPLICABLE LAW OR AGREED TO IN WRITING WILL ANY COPYRIGHT HOLDER, OR ANY OTHER PARTY WHO MAY MODIFY AND/OR REDISTRIBUTE THE PROGRAM AS PERMITTED ABOVE, BE LIABLE TO YOU FOR DAMAGES, INCLUDING ANY GENERAL, SPECIAL, INCIDENTAL OR CONSEQUENTIAL DAMAGES ARISING OUT OF THE USE OR INABILITY TO USE THE PROGRAM (INCLUDING BUT NOT LIMITED TO LOSS OF DATA OR DATA BEING RENDERED INACCURATE OR LOSSES SUSTAINED BY YOU OR THIRD PARTIES OR A FAILURE OF THE PROGRAM TO OPERATE WITH ANY OTHER PROGRAMS), EVEN IF SUCH HOLDER OR OTHER PARTY HAS BEEN ADVISED OF THE POSSIBILITY OF SUCH DAMAGES.

END OF TERMS AND CONDITIONS

How to Apply These Terms to Your New Programs

If you develop a new program, and you want it to be of the greatest possible use to the public, the best way to achieve this is to make it free software which everyone can redistribute and change under these terms.

To do so, attach the following notices to the program. It is safest to attach them to the start of each source file to most effectively convey the exclusion of warranty; and each file should have at least the "copyright" line and a pointer to where the full notice is found.

one line to give the program's name and an idea of what it does.

Copyright (C) yyyy name of author

This program is free software; you can redistribute it and/or modify it under the terms of the GNU General Public License as published by the Free Software Foundation; either version 2 of the License, or (at your option) any later version.

This program is distributed in the hope that it will be useful, but WITHOUT ANY WARRANTY; without even the implied warranty of MERCHANTABILITY or FITNESS FOR A PARTICULAR PURPOSE. See the GNU General Public License for more details.

You should have received a copy of the GNU General Public License along with this program; if not, write to the Free Software Foundation, Inc., 51 Franklin Street, Fifth Floor, Boston, MA 02110-1301, USA.

Also add information on how to contact you by electronic and paper mail.

If the program is interactive, make it output a short notice like this when it starts in an interactive mode:

Gnomovision version 69, Copyright (C) *year name of author*

Gnomovision comes with ABSOLUTELY NO WARRANTY; for details type `show w'. This is free software, and you are welcome to redistribute it under certain conditions; type `show c' for details.

The hypothetical commands `show w` and `show c` should show the appropriate parts of the General Public License. Of course, the commands you use may be called something other than `show w` and `show c`; they could even be mouse-clicks or menu items--whatever suits your program.

You should also get your employer (if you work as a programmer) or your school, if any, to sign a "copyright disclaimer" for the program, if necessary. Here is a sample; alter the names: Yoyodyne, Inc., hereby disclaims all copyright interest in the program `Gnomovision' (which makes passes at compilers) written by James Hacker.

signature of Ty Coon, 1 April 1989
Ty Coon, President of Vice

This General Public License does not permit incorporating your program into proprietary programs. If your program is a subroutine library, you may consider it more useful to permit linking proprietary applications with the library. If this is what you want to do, use the [GNU Lesser General Public License](#) instead of this License.

Copyrights and Trademarks

© 2005-2013 FlexRadio Systems. All rights reserved.

FlexRadio Systems is a registered trademark of Bronze Bear Communications, Inc. DBA FlexRadio Systems

FLEX-6500, FLEX-6700, FLEX-6700R, FlexControl, SmartSDR, SmartSDR for Windows, SmartSDR CAT, the SmartSDR "spectrum" (logo) and the FlexRadio Systems "wave" (logo) are trademarks of FlexRadio Systems.

FlexRadio Systems
4616 W. Howard Lane
Suite 1-150
Austin, TX USA 78728
+1 (512) 535-4713
www.flexradio.com